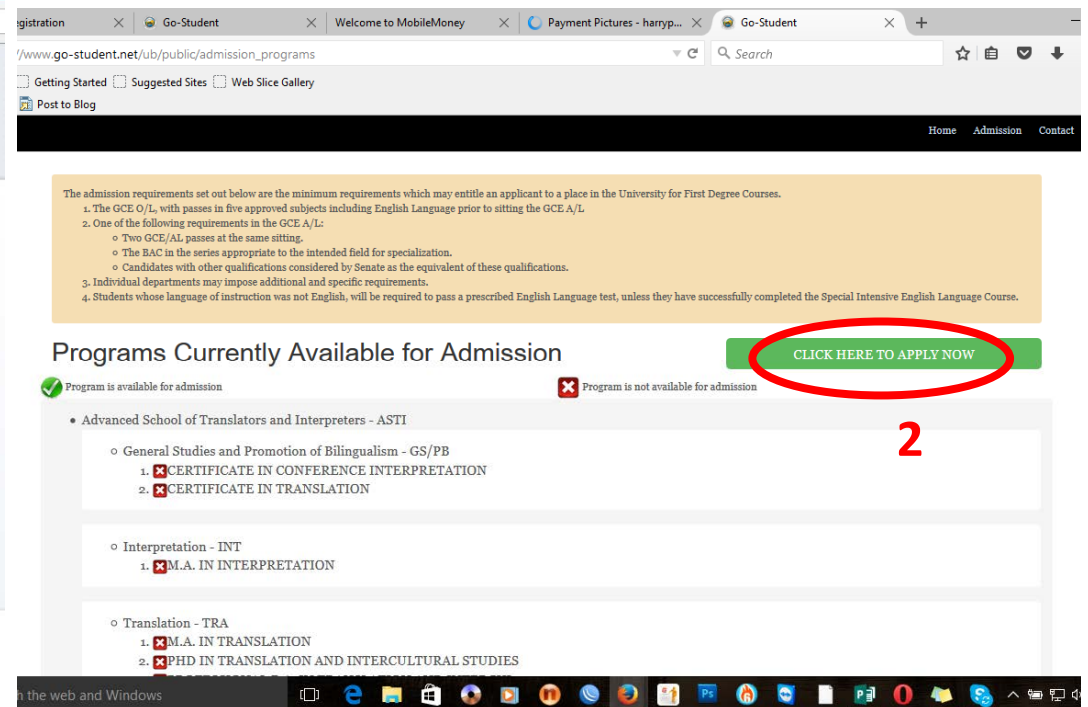
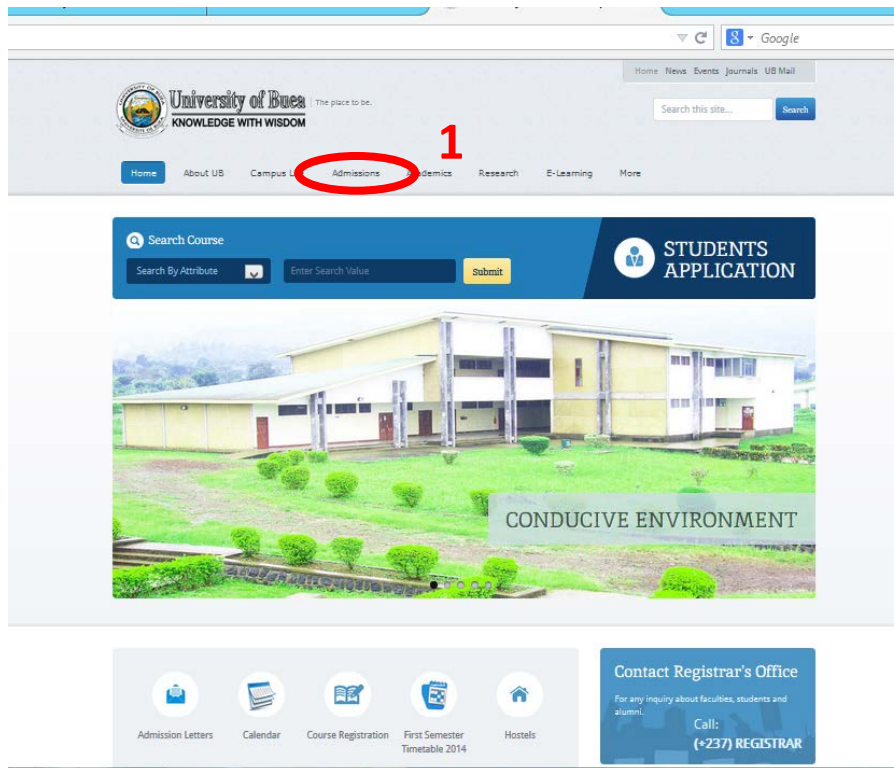


Welcome to the University of Buea, The Place to Be! Before you move into the next phase of your admission, make sure that you have your matriculation number(obtained from the University website).

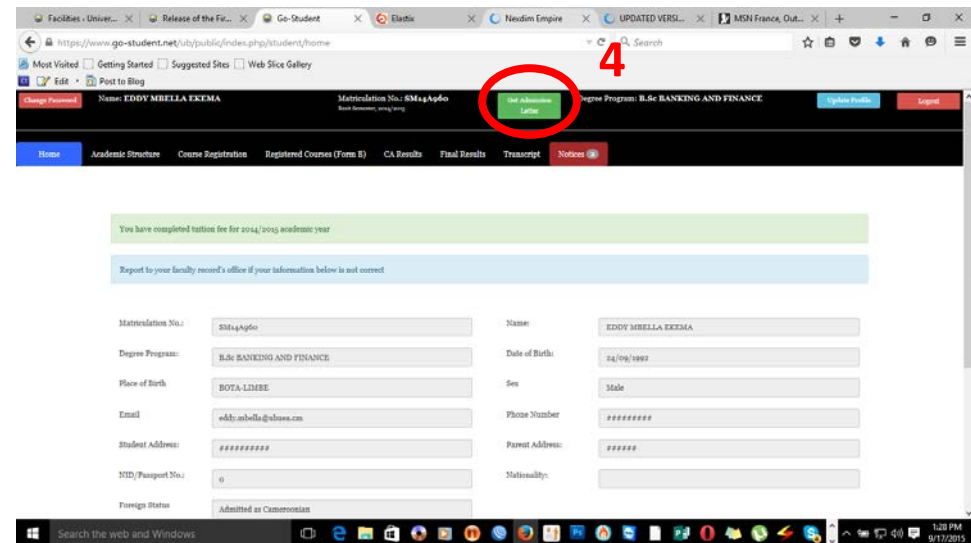
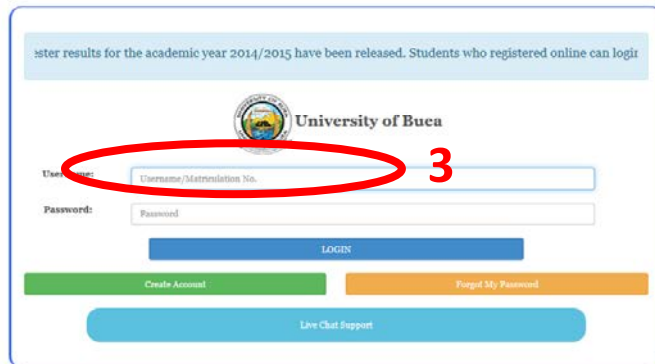
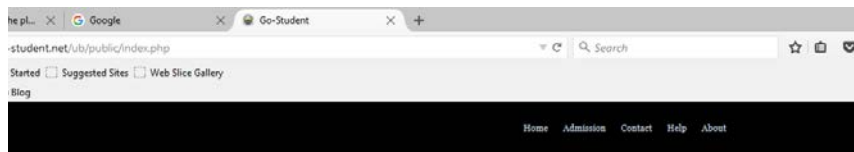
For Fresh Persons only

1. Go to www.ubuea.cm and click on “**Admission**”
2. Login with your application account. Do not create a new account, use the account you applied with!



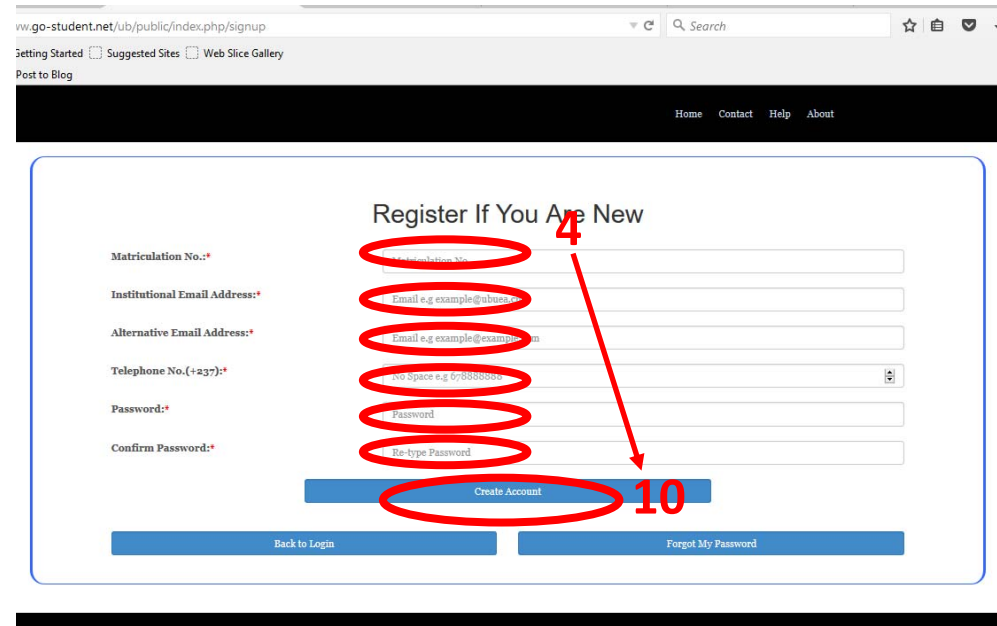
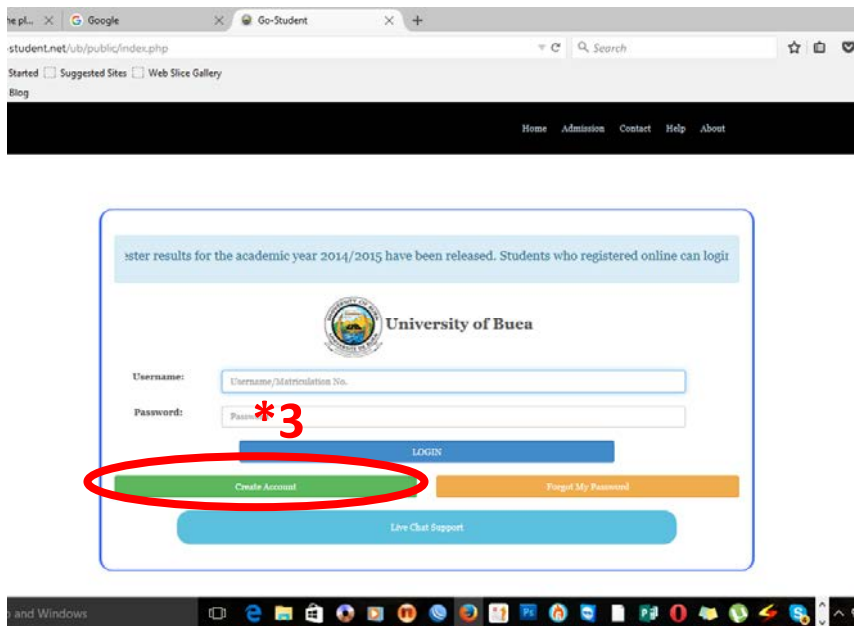
3. Enter your Matriculation number as indicated. Your Password is the same password you used to fill your application form.
4. Download and print your admission letter signed by the Registrar of the University of Buea. Read and follow the instructions on the admission letter.

*If you have forgotten your password and you are sure your name is on the admission list, go to the University IT Centre to have an account created for you. At the IT Center, you will have to give your Matriculation number and your National ID Card.



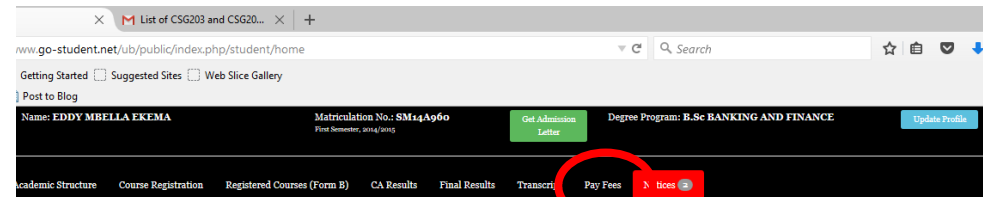
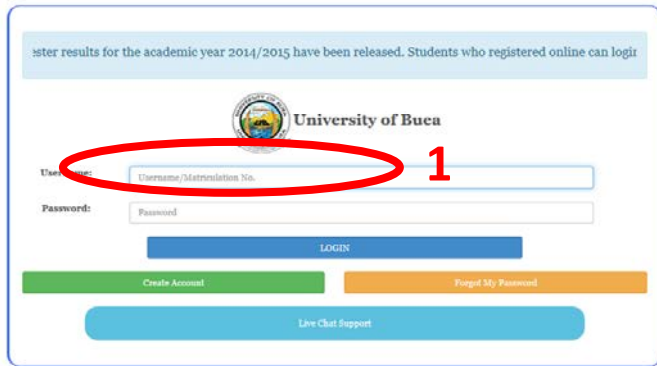
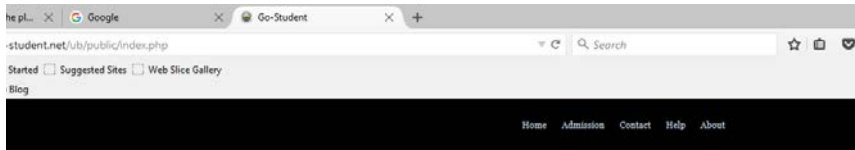
Please Make sure you have your national identity card with you. Only accounts of users who physically present themselves with valid IDs will be reset. No account will be reset through a phone call (please, do not insist). Once the password is reset, go to the login page.

Follow steps 4—10 to create a new account. After creating the account, sign in and download your admission letter.



PAYMENTS

1. Sign in to pay your registration and medical fees. Students who obtained medical certificates out of the university must present them to the university medical officer for validation.
2. Click on “Pay Fees” to make a payment. Service charges will apply.



You have completed tuition fee for 2014/2015 academic year

Report to your faculty record's office if your information below is not correct

Matriculation No.:	SM14A960	Name:	EDDY MBELLA EKEMA
Degree Program:	B.Sc BANKING AND FINANCE	Date of Birth:	24/09/1992
Place of Birth:	BOTA-LIMBE	Sex:	Male
Email:	eddy.mbella@ubuea.cm	Phone Number:	#####
Student Address:	#####	Parent Address:	#####
NID/Passport No.:	o	Nationality:	
Foreign Status:	Admitted as Cameroonian		

3. Choose a payment method (MTN Mobile Money).

4. Enter a Valid phone number with a mobile money account and click on “Make Payment”. You must have the phone handy.

Wait for an SMS from MTN and follow the instructions on the SMS to complete your payment (See No. 5)



To pay Registration or Medical Fee from this platform, please select a payment method below for the platform service charge.



3



Please enter MTN Mobile Money Account Number and Click **Make Payment** to Make a Mobile Money Payment of **1000**frs for Tuition & Medical Fees Platform Service Charge

Please have your mobile phone beside you ... you have **120 seconds** to approve payment using your mobile phone.

MTN Mobile Money Number
(+237)

A text input field for the MTN Mobile Money number, followed by a green button labeled 'Make Payment'. A red circle is drawn around the input field and the button, and the number '4' is placed below it.

4

5. Choose an item and pay for the item. Repeat steps 3 and 4 and pay for the next one. If you don't pay both you cannot register for courses.

Once you have completed your payments and done your medical exam, proceed to your Faculty to get the list of approved courses for your programme. Use the list to register for your courses online. Instructions to register online are available at the IT Centre. These instructions will also be given to the students at orientation. Students are advised to do their course registration by themselves. If they have any issues, they should complain to the Head of Department.

