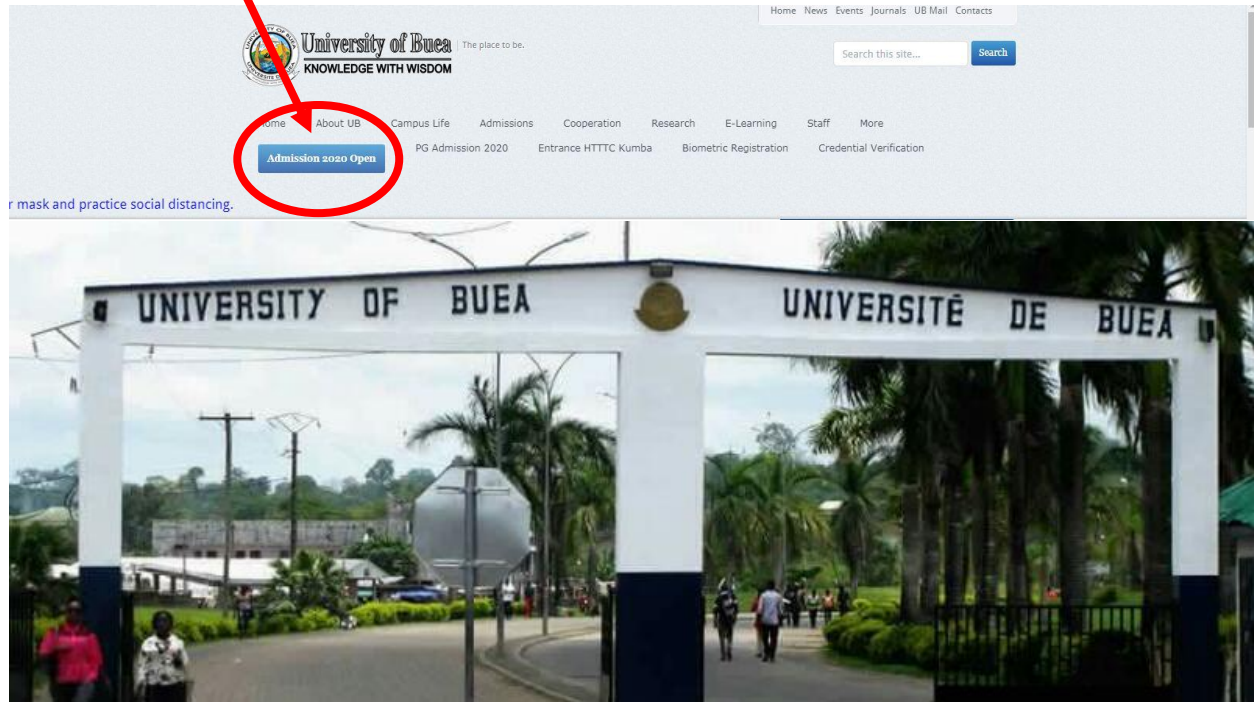
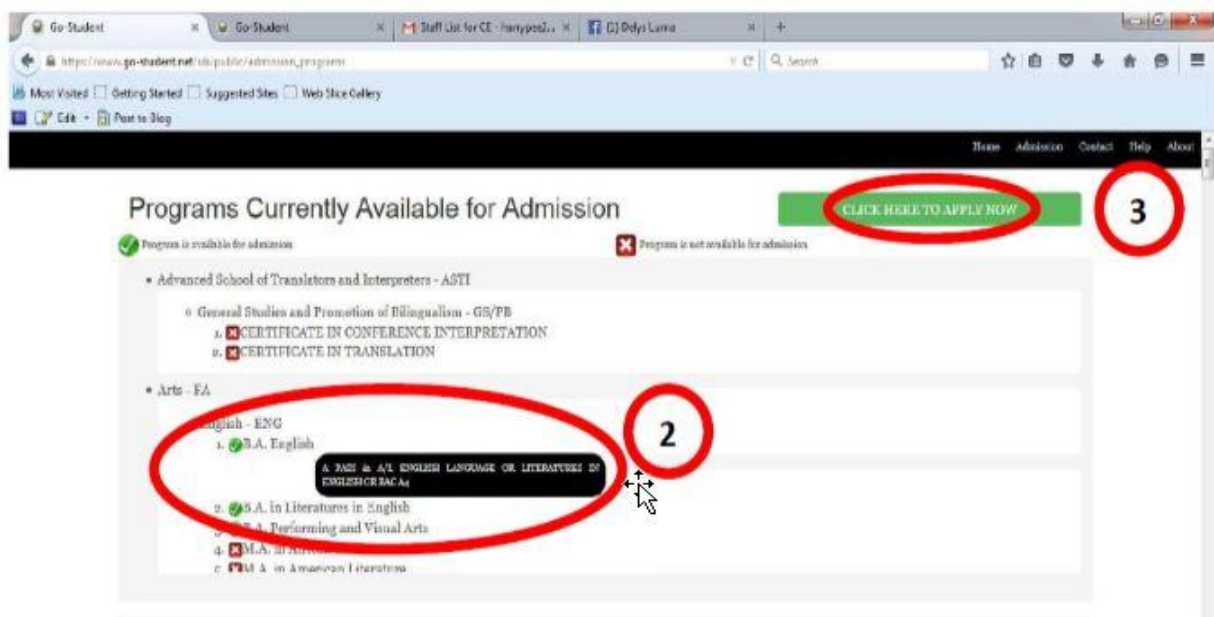


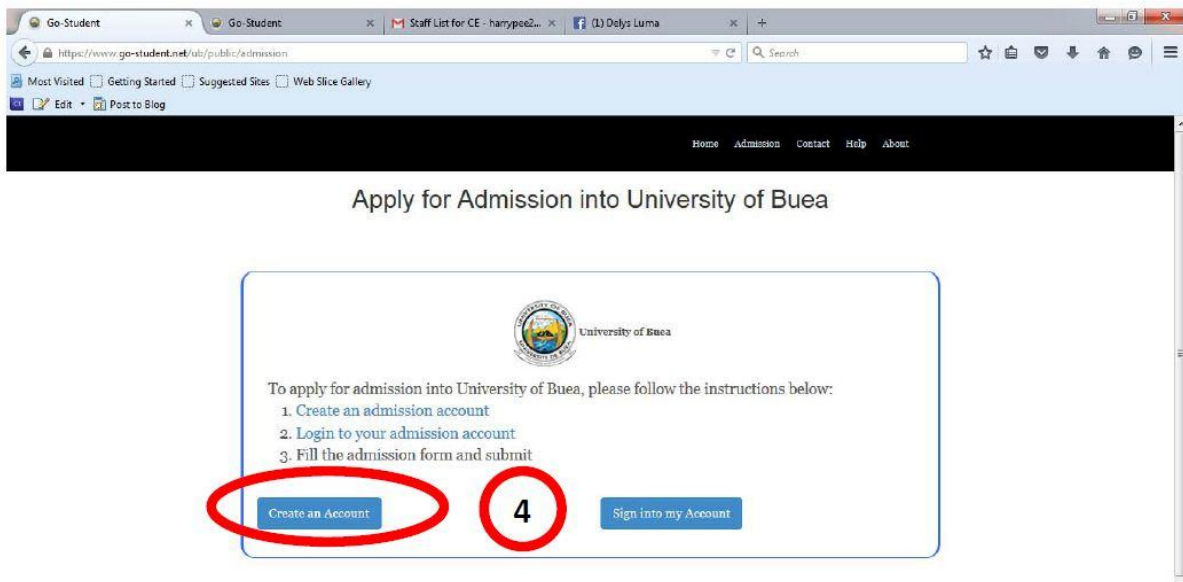
1. Get to the University of Buea Website ([www.ubuea.cm](http://www.ubuea.cm)) and click on the blinking “Admission 2020 open” button. Follow the steps as Indicated below.



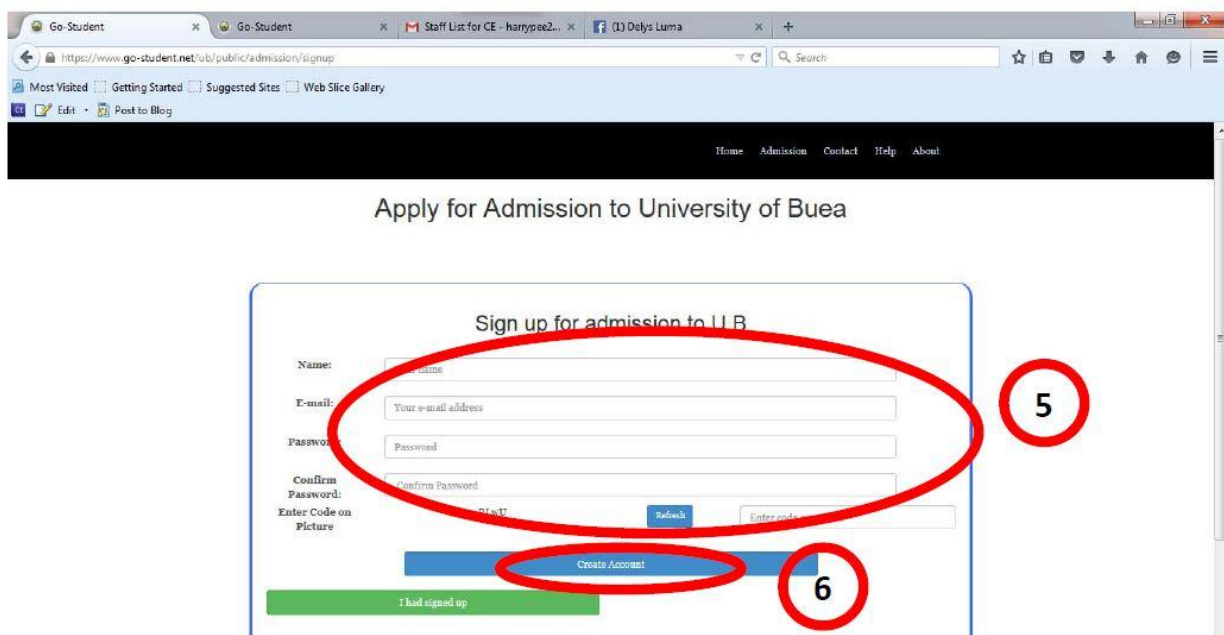
2. Verify the programs that are available for admission before you proceed to step “3”. Please hover the mouse pointer over a program to view the minimum requirements for admission into that particular program



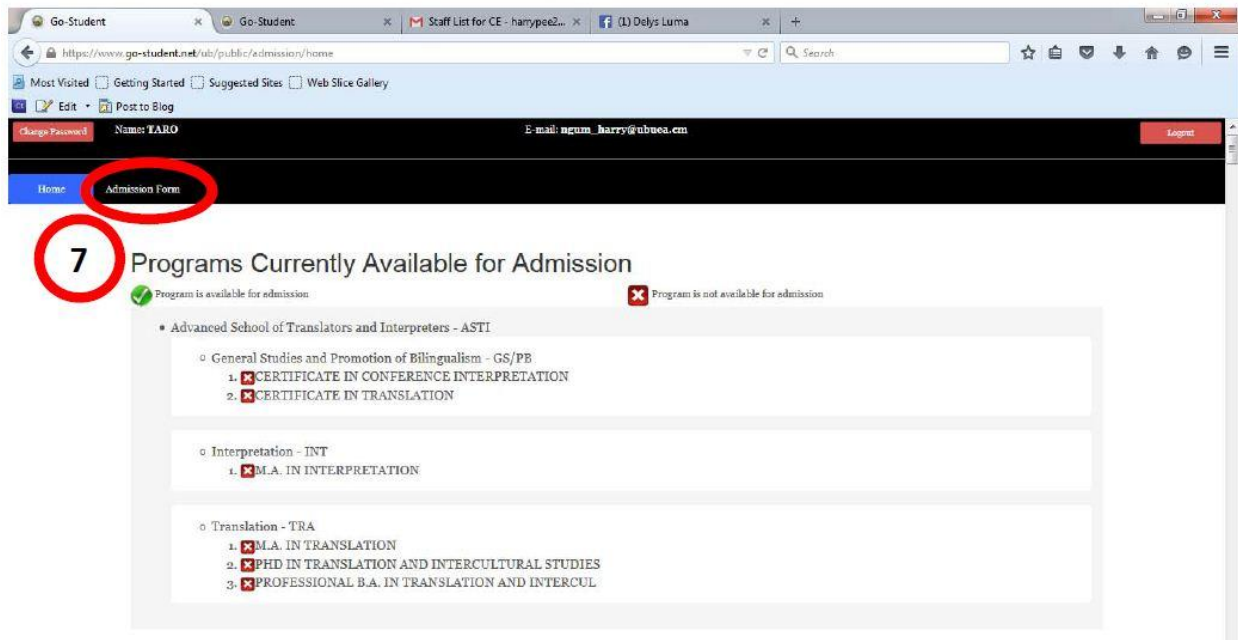
4. Create an application account and make sure you keep the account credentials (username and password) safely. You will need these credentials to login to make any modifications on your application. You will also need them in the event of your application being granted. If you forget your username or password, you will not be able to retrieve it.



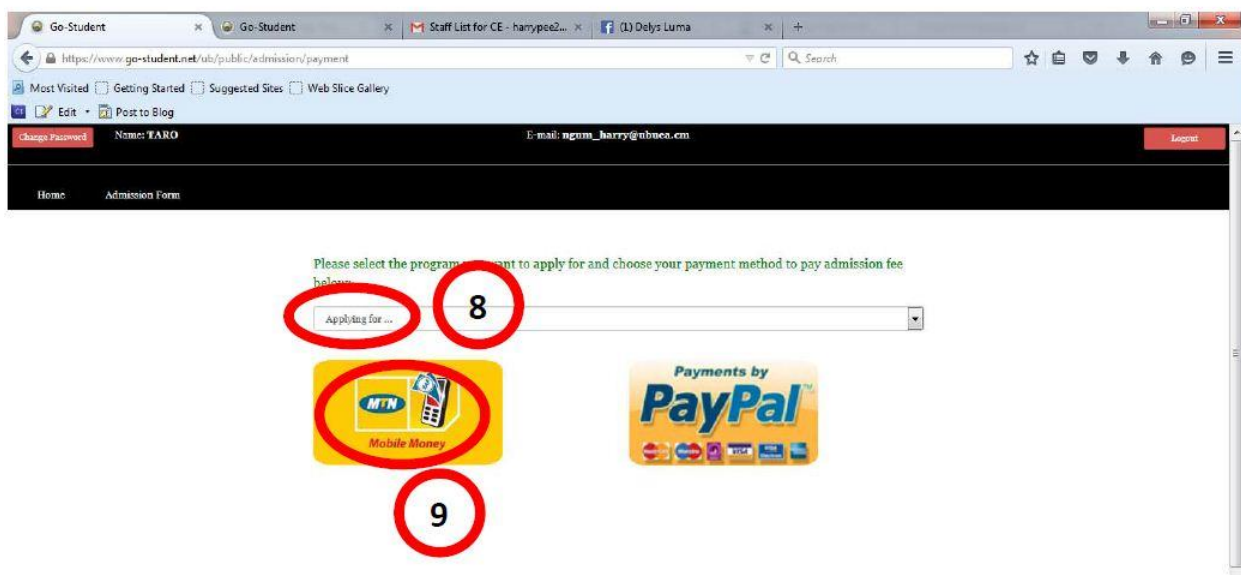
5. Fill in the form to create an account. Please make sure you provide a valid (existing and functional) email address.
6. Click on the "Create Account" button to complete the task.



## 7. Purchase (pay for) the Online Application form



- Choose a degree level and,
- select a Payment method(MTN Mobile Money recommended). For Undergraduate Degree Level, make sure you have atleast 11,500CFAF in your mobile money account for the transaction may incur charges. For Post Graduate applicants, make sure you have 22,500CFAF in your Mobile money account for same reasons above.



10. Enter a valid MTN Mobile Number. The Number must have a Mobile Money Account registered to it
11. Click on "Make Payment" button. You must have your mobile handset (phone) handy as you will be prompted to enter some information.

Enter MTN Mobile Money Account Number and Click **Make Payment** to Make a Mobile Money Payment of **10000FCFA** for admission fee and **1000FCFA** for platform service charge. Total **11000FCFA** in to a Bachelor Degree Program

Please have your mobile phone beside you ... you have 120 seconds to approve payment using your mobile phone.

MTN Mobile Money Number (1200)

12. Fill and submit the online application form with the required information. Please verify that your information is correct before you submit. **Please make sure you strictly follow the instructions on the application.**
13. **Picture file size be less than 500Kb and of file type \*.jpg(jpeg), taken on a white or red background**
14. You can always relogin to edit your application as long as the application procedure is still open. At the end of your application, print and keep a copy of your complete application form for your reference. We wish you success in your application procedure.

Application for Admission into a Bachelor's Degree Program

Personal Information

Applicant's Name:  Choose your Gender: ☒ Male ☐ Female ☐ Others

Date of Birth:  Place of Birth:  National ID or Passport Number:

Email Address:  Permanent Address:  Applicant's Tel:

Nationality:  Marital Status:  Special Needs:

Region:  Division:

Other Information

Upload Picture